

# 英文科

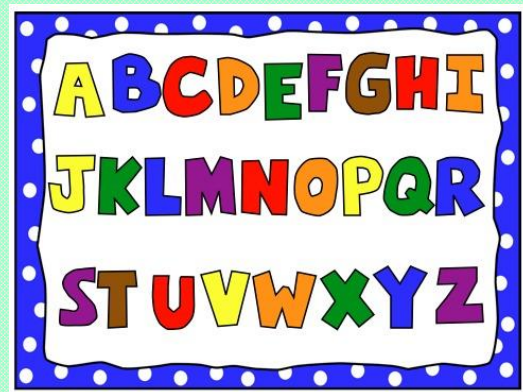
More English  
Better English

A B C D E F G H I  
J K L M N O P Q R  
S T U V W X Y Z



# 目標：

1. 培養學生的閱讀及寫作興趣
2. 培養學生主動地學習
3. 提高學生的聽說能力
4. 創造優良的語境



# 家課類別：


|   |   |
|---|---|
| <b>*Student's Book</b> (學生課本) (SB)                  | <b>*Notebook</b> (筆記)   |
| <b>*English Compass</b> (英文指南針)<br>(EC)             | <b>*Quiz</b> (小測)   |
| <b>*Daily Reading Practice</b> (每日一篇)<br>(DR)       | <b>*Revision</b> (溫習)   |
| <b>*Penmanship</b> (書寫練習) (Penm)                    | <b>*Dictation</b> (默書) /<br><b>Formative Assessment</b><br>(進展性評估) (FA) |
| <b>*Phonics Booklet</b><br>(語音練習)                   |   |
| <b>*Supplementary<br/>Exercise</b> (補充工作紙) (S. Ex.) |   |

# \*\*家課簡稱可參考

## 家長手冊

及

## 學生手冊





**Pui Ling School**  
**of**  
**The Precious Blood**

# English Compass

Primary 1

Booklet 5 (Unit 6)



Name : \_\_\_\_\_

Class : 1 \_\_\_\_ Class no. : \_\_\_\_\_

# English Compass

(英文指南針)

**Module:** The world around us

**Unit:** 6 An animal story

**Learning objectives:**

1. Learn to use “what” to ask about things they can see.
2. Learn to use “can” to talk about things they know how to do.
3. Learn to use “has” and “have” to talk about the body parts of animals.
4. Learn to use “long”, “short”, “big” and “small” to talk about the body parts of animals.
5. Learn to add “s” to a word to show that there is more than one.



**Language focuses:**

|    |   |
|----|---|
| 1. | <b>What</b> can you see?                                |
| 2. | I <b>can see</b> a hippo.                               |
| 3. | It <b>has</b> short legs. / They <b>have</b> long legs. |
| 4. | The monkey has <b>long</b> arms.                        |
| 5. | I can see <b>two horses</b> .                           |

學習目標

學習重點

## A. Study the following.

|  |             |              |
|--|-------------|--------------|
| The hippo   | <b>has</b>  | a big mouth. |
| The monkey   |             | a long tail. |
| Emma   |             | a big head.  |
| The hippos  | <b>have</b> | short legs.  |
| The monkeys  |             | long arms.   |
| Emma and Tom   |             | small eyes.  |

## B. Complete the sentences with “has” or “have”.

- John \_\_\_\_\_ a car.
- Harry and Sally \_\_\_\_\_ two sisters.
- The cat \_\_\_\_\_ a long tail.
- Mr Lee and Miss Chan \_\_\_\_\_ a dog.
- She \_\_\_\_\_ long hair.
- My father and my mother \_\_\_\_\_ ten apples.
- My brother \_\_\_\_\_ five books.
- Tim and Harry \_\_\_\_\_ a teddy bear.
- He \_\_\_\_\_ one brother.
- The monkeys \_\_\_\_\_ long arms.

# 文法練習

# 閱讀理解練習

## Reading Exercise 1

Date: \_\_\_\_\_

### A. Read the following.

Sally is a short and thin girl. She lives with her father, mother and brother. She has a pet. It is a dog. The dog is big. It is black and white. It has a long tail and long legs. It likes to play with Sally. They always play in the park. They are happy.

### B. Choose the best answer by blackening ● the circle.

1. Who is Sally?




2. Which one is Sally's family picture?



3. Her pet is a \_\_\_\_\_.



4. Which one is Sally's pet?



5. Sally and her dog always \_\_\_\_\_.



6. There are \_\_\_\_\_ people in Sally's family.



7. Sally and her dog are \_\_\_\_\_.





Writing Exercise 1

Date: \_\_\_\_\_

Look at the pictures and write about the animals.



(eyes, tail)

This is my \_\_\_\_\_.

I have one cat.

The cat has \_\_\_\_\_ eyes.

The \_\_\_\_\_ a \_\_\_\_\_ tail.



(ears, tails, noses)

They are my dogs.

I have \_\_\_\_\_.

The dogs \_\_\_\_\_ ears.

The \_\_\_\_\_

tails.










\_\_\_\_\_

(noses)

寫作練習

**Vocabulary items:**

**Clothes and things 英 at people wear:**

|  |  |   |
|--|--|---|
| <br>a cap   | <br>a shirt   | <br>trousers |
| <br>a dress | <br>a T-shirt | <br>shorts   |
| <br>a skirt | <br>socks     | <br>shoes    |

**Colours:**

|        |
|--------|
| black  |
| blue   |
| brown  |
| green  |
| orange |
| red    |
| white  |
| yellow |
| pink   |
| purple |

**重點生字**

默書 / 進展性評估

Day E

# 默書範圍

P.1 Second Section

Dict 2

**SB 1A Unit 4**

**24-1-2019**

## Seen dictation

1. What colour is his shirt?
2. It is blue.
3. Look at my trousers.
4. They are brown.
5. I have a yellow cap.
6. She has a purple dress.
7. Her shoes are black.
8. His socks are white.

9. pink

10. red

11. orange

12. green

(Each word carries 4%.)

默書日期

貼在Notebook  
內

# 進展性評估(FA)範圍

P.1 Second Section Formative Assessment 1 15-1-2019

## A. Numbers

one to ten

## B. Name the body parts and write the adjectives

Body parts : eyes, ears, nose, mouth, arms, legs

Adjectives : small, big, long, short

e.g. small eyes



## C. Verb to have (has / have)

|                                    |      |
|------------------------------------|------|
| I / You                            | have |
| We<br>(Peter and I, Mr Chan and I) |      |
| They<br>(The hippos, Tom and Mary) |      |
| He<br>(Tom, Mr Chan, my father)    | has  |
| She<br>(Mimi, Miss Ho, my sister)  |      |
| It<br>(a monkey, a hippo, a car)   |      |

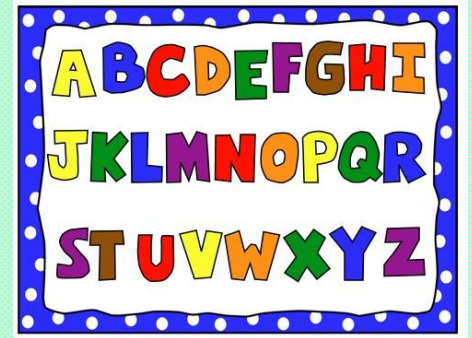
進展性評估日期

貼在Notebook內

# 考試範圍：

| 範疇       | 佔分  | 形式                                       |
|----------|-----|--|
| 聆聽       | 15% | 1. 試卷 (1-2 部分)<br>2. 平日練習                |
| 說話       | 15% | 1. 朗讀 2. 問答 3. 看圖答問題                     |
| 閱讀<br>寫作 | 70% | 1. 閱讀理解<br>2. 短文仿作<br>3. 文法運用<br>4. 課文內容 |

# 考試策略：



1. 留意通告內的考試範圍。
2. 平日認真完成作業。
3. 每天溫習老師所教的範圍。
4. 考試前：溫習工作紙，熟習考試模式。
5. 利用老師設計的英文指南針或工作紙，  
溫習每課的重點生字、句式及文法。
6. 根據考試範圍及個人需要設計練習。
7. 多陪伴子女閱讀故事書，培養閱讀興趣，  
增加識字量。

# Revision Exercise 溫習工作紙

Pui Ling School of The Precious Blood

Revision Ex 1 (Second Section)

P.1

Class: 1 \_\_\_ Name: \_\_\_\_\_ Date: \_\_\_\_\_

**A. Help Billy think about the questions to ask his friend Roy.  
Complete the questions below with suitable words.**

How      How old      What      What colour      How many

- E.g. How many cats are there?      There are two cats.  
 1. \_\_\_\_\_ is your cat?      It is three years old.  
 2. \_\_\_\_\_ can you see?      I can see a door.  
 3. \_\_\_\_\_ animal can you see? I can see a tiger.  
 4. \_\_\_\_\_ are you?      I am fine, thank you.  
 5. \_\_\_\_\_ is your pencil?      It is red.

**B. Help Billy complete the missing blanks with "has" or "have".**

- Joey and Jenny \_\_\_\_\_ ten pears.
- Elephants \_\_\_\_\_ long noses.
- Miss Wong \_\_\_\_\_ a rabbit at home.
- She \_\_\_\_\_ long hair.
- Henry \_\_\_\_\_ ten cookies.
- My brother \_\_\_\_\_ eight storybooks.
- Tim and I \_\_\_\_\_ a teddy bear.
- My friends \_\_\_\_\_ a toy robot.
- I \_\_\_\_\_ a drawing board.







Pui Ling School of The Precious Blood

Revision Ex 2 (Second Section)

P.2

**C. Billy and his brother Eric make some cards about their clothes.  
Help them complete their cards. 10% @2%**

dress      socks      shoes      shirt      trousers      cap

|   |   |
|---|---|
|    |    |
| <p>e.g. My <u>socks</u> are brown.</p>  | <p>3. My _____ are white.</p>   |
|    |    |
| <p>1. My _____ is red.</p>  | <p>4. My _____ is green.</p>  |
|  |  |
| <p>2. My _____ are green.</p>   | <p>5. My _____ is blue.</p>   |





謝謝！

More English  
Better English